

Product Information



Xtract™ Contamination Removal

Xtract™ 3-D BullsEye® Sight Glass

Inspect the oil level easily and accurately with a 360° view of what's happening inside your system.



Applications

- Pumps
- Gearboxes
- Storage tanks
- Viewport replacement

Key Benefits

- 360° magnified view of oil level & condition
- Lasts longer than traditional viewports
- Easy to install and maintain
- UV resistant







Xtract™ 3-D BullsEye® Sight Glass


Description

The Xtract 3-D BullsEye, made of a high-performance transparent polyamide, allows immediate and accurate visual oil level monitoring from virtually any angle. Engineered to outperform and outlast traditional viewports, the inherently strong material provides excellent impact, chemical and UV resistance.



Advantages of Polyamide over Acrylic

 HARDER	 STRONGER	 TOUGHER	 BETTER
Three times the impact resistance of acrylic. Low susceptibility to stress cracking.	High fatigue strength. Stands up to 275+ pounds of force.	Excellent weathering and UV resistance. Broad chemical compatibility.	A strikingly high level of transparency. New concentric circles aid in level marketing. Integrated gripping ribs allow for easy installation. Meets or outperforms acrylic in all performance testing.





Material

- Transparent polyamide
- Brass fittings standard on 1/4", 3/8" NPT, M10X1.0, M10X1.5, & M12X1.5

Recommended Temperature Range

- -40°F to 200°F (-40°C to 93°C)

Maximum Operating Pressure

- 65 psi at 200°F

Chemical Compatibility

- All gear oil
- Mineral & synthetic oils

Available Options

- NPT in a full range of sizes
- Metric and BSPP threads available in acrylic

Sizing

Description	Part Number	Outside Diameter		Length from Last Thread	
		(in)	(cm)	(in)	(mm)
NPT Sizes					
1/4"NPT	LEXBE250	1	2.540	1.375	34.925
3/8"NPT	LEXBE375	1.125	2.858	1.375	34.925
1/2"NPT	LEXBE500	0.875	2.223	1	25.400
3/4"NPT	LEXBE750	1.125	2.858	1.375	34.925
1"NPT	LEXBE1000	1.375	3.493	1.375	34.925
1-1/4"NPT	LEXBE1250	1.175	4.445	1.375	34.925
1-1/2"NPT	LEXBE1500	2	5.080	1.375	34.925
2"NPT	LEXBE2000	2.5	6.350	1.5	38.100
Metric Sizes					
M10X1.0	LEXBE10x10-M	0.875	2.223	1.00	25.400
M10X1.5	LEXBE10x15-M	0.875	2.223	1.00	25.400
M12X1.5	LEXBE12x15-M	0.875	2.223	1.00	25.400
M16X1.5	LEXBE16x15-M	1	2.540	1.00	25.400
M20X1.5	LEXBE20x15-M	1.25	3.175	1.06	26.975
M22X1.5	LEXBE22x15-M	1.25	3.175	1.06	26.975
M24X1.5	LEXBE24x15-M	1.375	3.493	1.13	28.575
M26X1.5	LEXBE26x15-M	1.5	3.810	1.19	30.150
M27X1.5	LEXBE27x15-M	1.5	3.810	1.19	30.150
M30X2.0	LEXBE30x20-M	1.75	4.445	1.25	31.750
BSPP Sizes					
1/2" BSPP	LEXBESPP500	0.875	2.223	1	24.5
3/4" BSPP	LEXBESPP750	1.125	2.858	1.375	34.925
1" BSPP	LEXBESPP1000	1.375	3.493	1.375	34.925

Contact LE at info@le-inc.com for guidance on chemical compatibility, temperature or pressure ratings.



How should the 3-D BullsEye be installed?

Installers should apply pipe dope or Teflon tape to the threads of the 3-D BullsEye. The 3-D BullsEye should be hand tightened. If there is any evidence of oil leakage, tighten 1/4 turn and re-inspect. Continue the 1/4 turn followed by inspection until there is no oil leakage. When installed properly, the 3-D BullsEye can withstand equipment vibration.

How can I clean/replace the 3-D BullsEye?

Since the 3-D BullsEye is installed at the top of the oil level, you will need to wait for the machinery to be turned off before attempting to remove the 3-D BullsEye. Some oil will need to be drained to prevent spillage. Once removed, the 3-D BullsEye can easily be cleaned with soap and water. Extended periods of direct sunlight can cause "film" to build up in the 3-D BullsEye, but this can typically be wiped away when cleaned.

How durable is the polyamide used in the 3-D BullsEye?

Polyamide is extremely durable. With excellent weathering and UV resistance, it is capable of withstanding years of exposure to sun, rain and other extreme conditions.

I'm concerned about the 3-D BullsEye breaking.

What can I do to prevent this?

The 3-D BullsEye is extremely tough and will require extreme force to break. It is not recommended for use on mobile equipment because of the increased risk of having a high-impact collision.

When should I replace my 3-D BullsEye?

Years of exposure to extreme weather or caustic chemicals will degrade the polyamide over time. Watch for fogging and crazing (small cracks appearing on the surface of the polyamide). Given enough time, the 3-D BullsEye will degrade to a point where it is difficult to see and it will need to be replaced.